



Lotus is a complete collection of seats composed of low, medium and high armchairs, fits easily into a home décor or in a variety of work situations thanks to the many ways its seat can be customized with different covers and sizes.

## Used materials

### Structure:

1. Shell in beech plywood with elastic belts

### Filling:

2. Bearing polyurethane foam

### Armrest structure:

3. Chromed aluminum

### Padded armrest:

4. Co-injection of polyurethane rigid and flexible foam

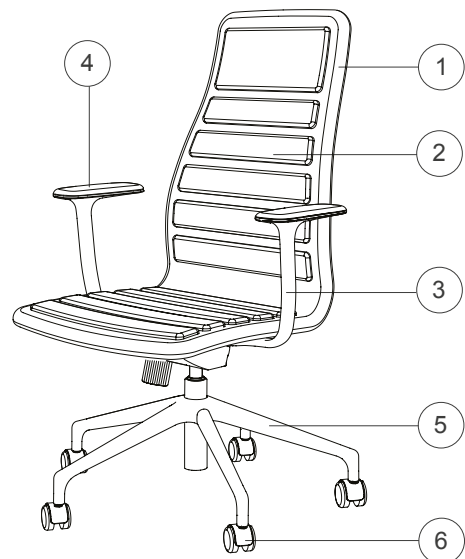
### Base:

5. Based on 4 or 5-spoke chromed aluminum

6. Castors with gray rubber cover chrome or white polypropylene foot

### Coating:

Coating armrests and seat/backrest in fabric or leather: see data coatings placed on the product



## Dimensions

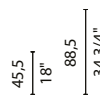
### LS\_3



69  
27 1/4"

69  
27 1/4"

### LS\_3CB



69  
27 1/4"

69  
27 1/4"

### LS\_35

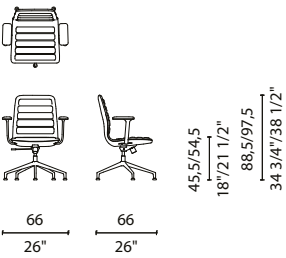


66  
26"

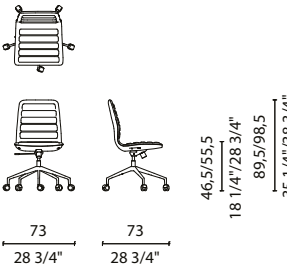
66  
26"

45.5/54.5  
18"/21 1/2"  
88.5/97.5  
34 3/4"/38 1/2"

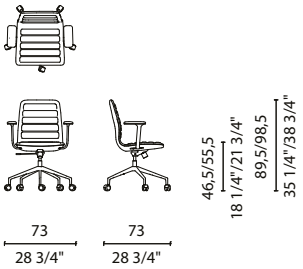
LS\_35CB



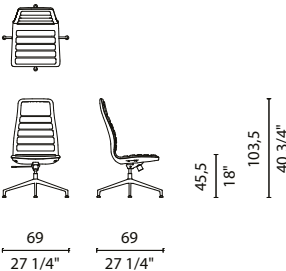
LS\_35CR



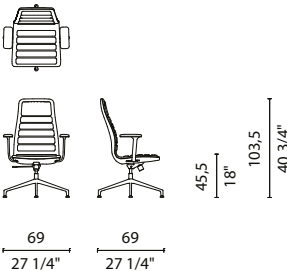
LS\_35CBR



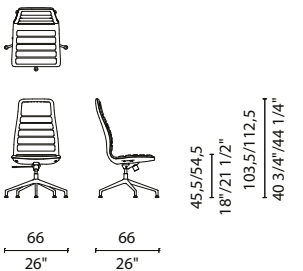
LS\_4



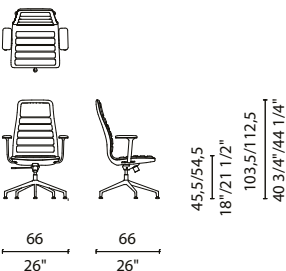
LS\_4CB



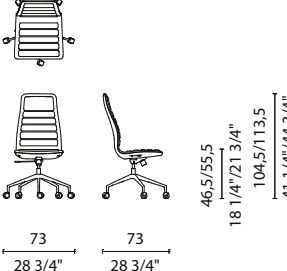
LS\_45



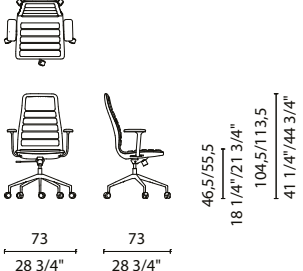
LS\_45CB



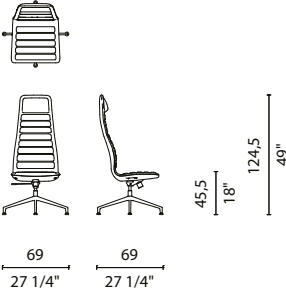
LS\_45CR



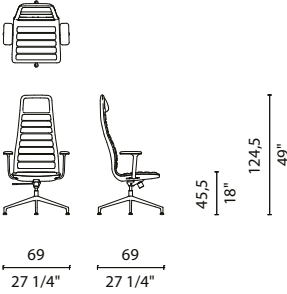
LS\_45CBR



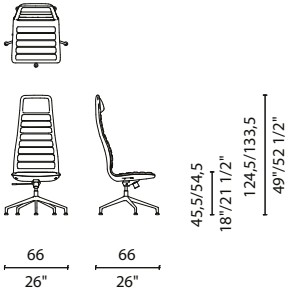
LS\_5



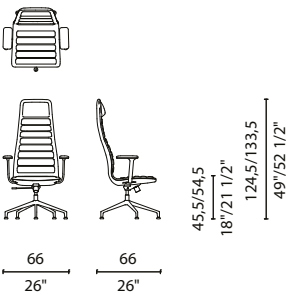
LS\_5CB



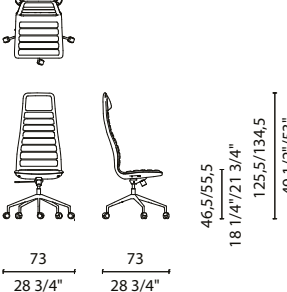
LS\_55



LS\_55CB



LS\_55CR



LS\_55CBR

